

Chicago Rivet & Machine Co.

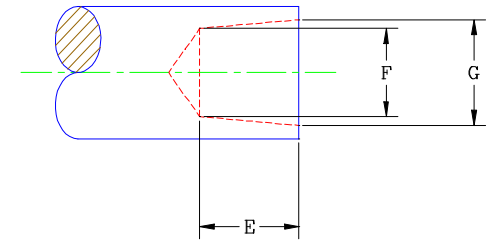
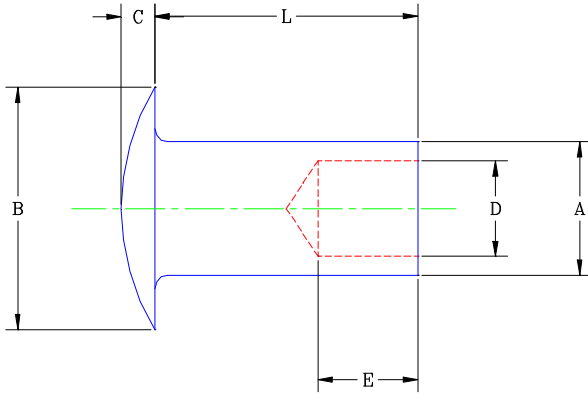
901 FRONTENAC ROAD
 NAPERVILLE, IL 60563 (SHIPPING ONLY)
 P.O. BOX 3061

NAPERVILLE, IL 60566 (MAILING ONLY)

TELEPHONE (630) 357-8500

FAX (630) 983-9314

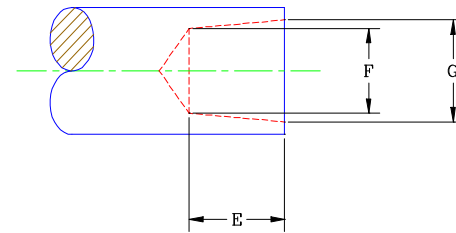
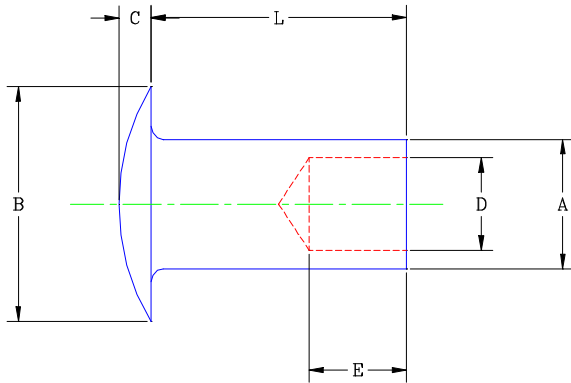
www.chicagorivet.com



SEMI-TUBULAR RIVET STANDARDS

BODY DIAMETER	.060	.066	.088				.098				
STEEL	R-3700	R-3493		R-3716	R-3715	R-3562		R-3726	R-3738		R-3754
BRASS	R-3553	R-3418		R-3758	R-3718	R-3564		R-3727			R-3759
ALUMINUM	R-3770		R-4008				R-4009				
STAINLESS STEEL "430"	R-3800		R-3801				R-3802			R-3556	

A	.058 .061	.064 .067	.085 .089	.085 .089	.085 .089	.085 .089	.095 .099	.095 .099	.095 .099	.095 .099	.095 .099
B	.106 .112	.106 .112	.142 .152	.142 .152	.142 .152	.182 .192	.182 .192	.182 .192	.182 .192	.182 .192	.182 .192
C	.014 .018	.018 .022	.022 .026	.022 .026	.022 .026	.029 .035	.029 .035	.029 .035	.029 .035	.029 .035	.029 .035
D	.044 <small>OVER 3/8" LG.</small>			.063					.070	.073	.070
E	.046	.045	.057	.062	.065	.065	.063	.078	.090	.062	.078
F	.039	.040	.051		.051	.051	.058	.060			
G	.046	.050	.065		.065	.065	.072	.073			

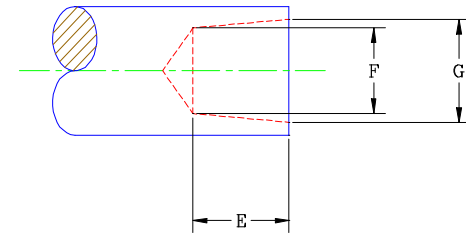
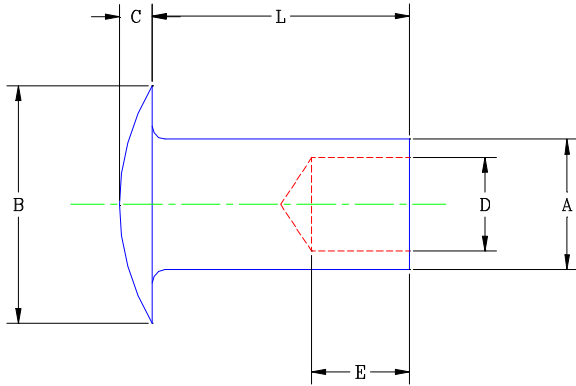


SEMI-TUBULAR RIVET STANDARDS

BODY DIAMETER	1/8						9/64				ADD'L PARTS ON PAGE 3
	STEEL		R-3479	R-3717	R-3387	R-3481		R-3390	R-3311		R-3312
BRASS		R-3682	R-3778	R-3721	R-3329			R-3330		R-3331	R-3561
ALUMINUM	R-4012	R-4020		R-3771					R-4013		R-4014
COPPER		R-3622				R-3737					
STAINLESS STEEL "430"	R-3803	R-3820	R-3817	R-3804				R-3805			

CHICAGO RIVET & MACHINE CO.

A	.118 .123	.118 .123	.118 .123	.118 .123	.118 .123	.118 .123	.118 .123	.141 .146	.141 .146	.141 .146	.141 .146
B	.213 .223	.213 .223	.213 .223	.276 .286	.213 .223	.213 .223	.306 .318	.229 .239	.229 .239	.306 .318	.306 .318
C	.029 .035	.029 .035	.029 .035	.032 .040	.042 .050	.042 .050	.042 .050	.029 .035	.029 .035	.042 .050	.042 .050
D			.086					.099		.099	
E	.077	.095	.093	.095	.095	.077	.095	.141	.119	.141	.119
F	.073	.080		.080	.080	.073	.080		.079		.079
G	.092	.096		.096	.096	.092	.096		.107		.107

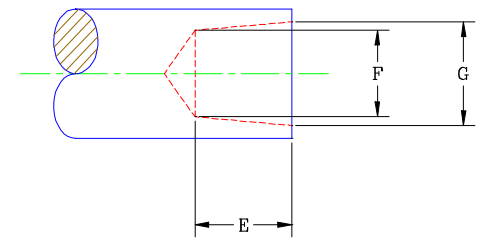
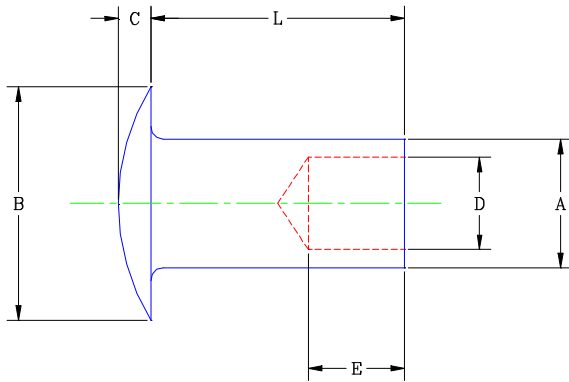


SEMI-TUBULAR RIVET STANDARDS

BODY DIAMETER	9/64			5/32	3/16						
	ADD'L PARTS ON PAGE 2										ADD'L PARTS ON PAGE 4
STEEL		R-3539	R-3704	R-3273	R-3219	R-3588		R-763	R-3220	R-3552	
BRASS		R-3772	R-3773					R-762		R-3711	
ALUMINUM						R-4017		R-764		R-4018	
STAINLESS STEEL "430"	R-3806				R-3811		R-3807				R-3808

CHICAGO RIVET & MACHINE CO.

A	.141 .146	.141 .146	.141 .146	.152 .157	.182 .188	.182 .188	.182 .188	.182 .188	.182 .188	.182 .188	.182 .188
B	.306 .318	.367 .383	.430 .444	.306 .318	.306 .318	.306 .318	.306 .318	.306 .318	.367 .383	.367 .383	.367 .383
C	.042 .050	.058 .068	.067 .077	.058 .068	.073 .083	.073 .083	.073 .083	.058 .068	.058 .068	.058 .068	.058 .068
D		.099	.099	.106	.136			.136	.136		
E	.125	.141	.141	9/64 Max.	.156	.156	.156	.156	.156	.156	.156
F	.090					.103	.110			.103	.136
G	.107					.136	.144			.136	.144

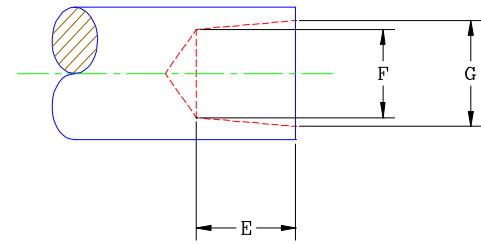
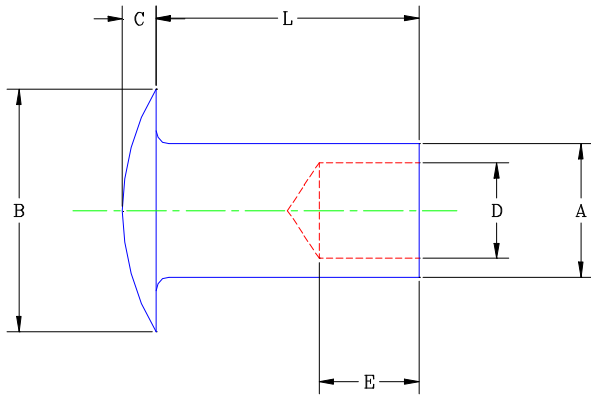


SEMI-TUBULAR RIVET STANDARDS

BODY DIAMETER	3/16				7/32	1/4			9/32		
	ADD'L PARTS ON PAGE 3										
STEEL	R-3317	R-3544	R-3242	R-3237	R-3706	R-3241	R-3554	R-3734	R-3281		
BRASS	R-3333					R-3712					
ALUMINUM						R-3774					
STAINLESS STEEL "430"						R-3809					

CHICAGO RIVET & MACHINE CO.

A	.182 .188	.182 .188	.182 .188	.182 .188	.210 .217	.242 .250	.242 .250	.242 .250	.280 .290		
B	.354 .364	.354 .364	.458 .478	.430 .444	.430 .444	.430 .444	.430 .444	.458 .478	.430 .444		
C	.080 .090	.080 .090	.065 .075	.065 .075	.073 .083	.090 .100	.090 .100	.065 .075	.090 .100		
D	.136		.136	.136		.173			*.209 OVER 5/8 LG.		
E	.157	.156	.156	.156	.174	.218 Max.	.204	.204	.204 *.218		
F		.103 TO 10/16 LG. .120 11/16 & UP			.130		.137	.137	.171		
G		.136 TO 10/16 LG. .144 11/16 & UP			.162		.185	.185	.216		

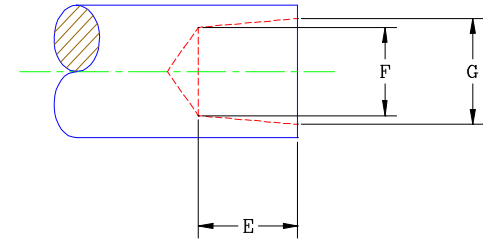
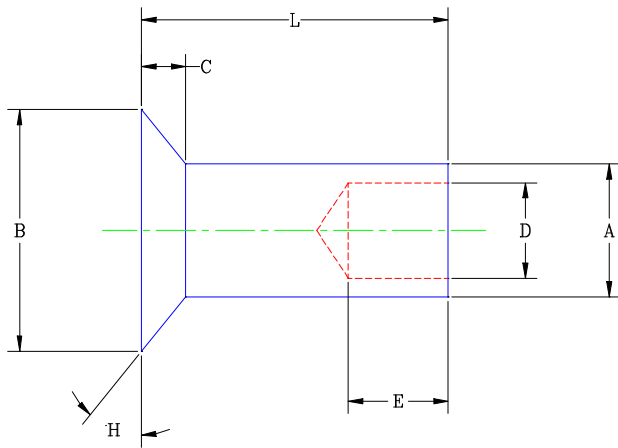


SEMI-TUBULAR RIVET STANDARDS

BODY DIAMETER	5/16			3/8		7/16	1/2				
STEEL	R-3432	R-3756	R-3757	R-3769	R-3683	R-3565	R-3566				
ALUMINUM		R-4011	R-4010								
STAINLESS STEEL "430"			R-3810								

CHICAGO RIVET & MACHINE CO.

A	.309 .317	.304 .312	.304 .312	.368 .377	.368 .377	.430 .440	.490 .500				
B	.493 .507	.554 .570	.554 .570	.618 .632	.618 .632	.724 .744	.833 .853				
C	.153 .163	.090 .100	.090 .100	.120 .130	.120 .130	.145 .155	.158 .174				
D	.213		.209	.281	.281	.328	.375				
E	.234	.218	.250	.312	.250	.281	.343				
F		.184									
G		.230									

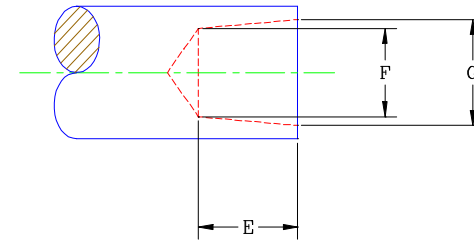
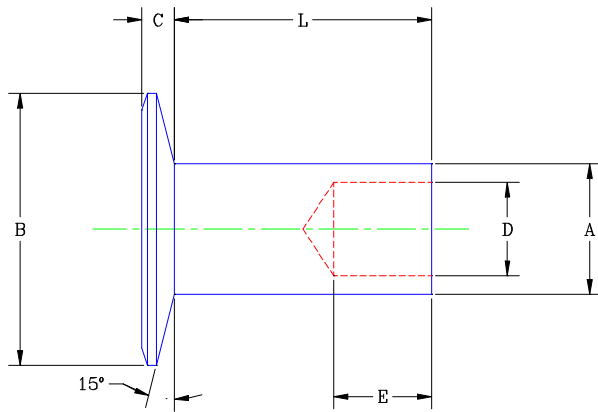


SEMI-TUBULAR RIVET STANDARDS

BODY DIAMETER	.060	.098	1/8	9/64	5/32	3/16	1/4				
STEEL			R-3702		R-3703	R-3705					
BRASS	R-3626	R-3627	R-3628	R-10	R-3729	R-3629	R-3630				
ALUMINUM	R-3999	R-4001	R-4000		R-4002	R-4003	R-4004				
S.A.E. NO.				#3							

CHICAGO RIVET & MACHINE CO.

A	.058 .061	.095 .099	.118 .123	.141 .146	.152 .157	.182 .188	.242 .250				
B	.106 .112	.166 .176	.213 .223	.306 .318	.273 .283	.337 .351	.458 .478				
C	.019 .025	.032 .040	.038 .046	.035 .045	.050 .060	.065 .075	.090 .100				
D				.099							
E	.045	.063	.077	.218 Max.	.125	.156	.204				
F	.033	.058	.073		.095	.103	.137				
G	.045	.072	.092		.118	.136	.185				
H	40 Deg.	40 Deg.	40 Deg.	15 Deg.	40 Deg.	40 Deg.	40 Deg.				



SEMI-TUBULAR RIVET STANDARDS

BODY DIAMETER	1/8	9/64	3/16	7/32	1/4					
STEEL	R-3701		R-3512	R-3722	R-3513	R-3723		R-3514		
BRASS		R-3714	R-11	R-40	R-30	R-90		R-250		
S.A.E. NO.			#4	#5	#7	#8	#20	#10		

CHICAGO RIVET & MACHINE CO.

A	.118 .123	.118 .123	.141 .146	.141 .146	.182 .188	.182 .188	.195 .200	.242 .250		
B	.245 .255	.245 .255	.289 .303	.351 .367	.351 .367	.458 .478	.458 .478	.458 .478		
C	.029 .035	.029 .035	.035 .045	.042 .050	.042 .050	.058 .068	.056 .066	.056 .066		
D		.078	.099	.099	.136	.136	.138	.182		
E	.077	.125	.141 Max.	.141 Max.	.187 Max.	.187	.200	.250		
F	.073									
G	.092									